

Sizes		EKO R90 60 LD 600/400- S/400 (L/P)	EKO R90 60 LD 600/450- S/400 (L/P)
1	A	mm	600
2	F	mm	915
3	C	mm	415
4	DN	Ø mm	160
5	B	mm	400
6	V	mm	650
7	R	mm	400
8	AA	mm	
9	H	mm	
10	J	mm	350 + /100/
11	K	Ø mm	2 x 125
12	L	Ø mm	125
13	M	mm	
14	N	mm	50

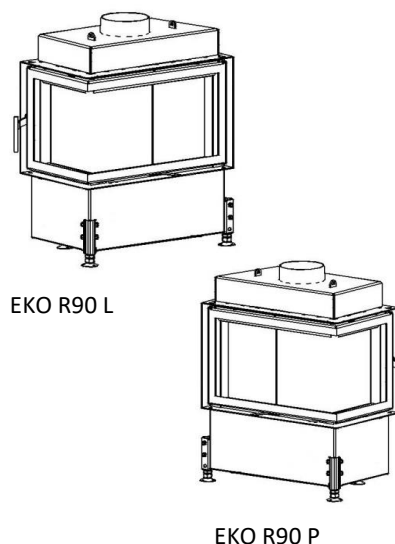
**Basic accessories:**

Thermodynamical hearth  
Segmental chamotte lining  
Glass classic  
Inox door handle (RP2, RP1, RP1A)  
Coated with ecological paint

**Optional accessories:**

Convection casing (DP)  
Vertical heat-storing panel (AZ)  
Heat accumulation quadrant (APO)  
Lava basket (KL)  
Glass Reflex (SR)  
Glass Modern (SM)  
Cover frame (KR)  
Divided door (LD2)

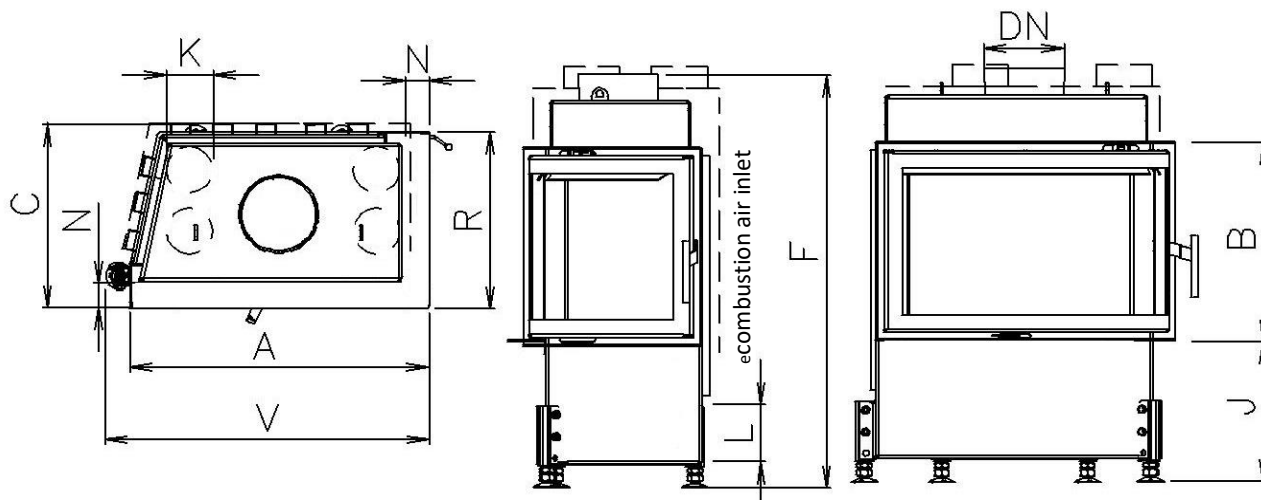
Technical parameters			
1	Nominal heat output	kW	7,5
2	Pressure required	Pa	12
3	Average efficiency	%	81,6
4	Average flue gas temperature	°C	213
5	Wood consuption	kg/h	2,3
6	Consumption of combustion air	m <sup>3</sup> /h	23
7	Emission of CO to 13% O2	%	0,1
8	Flue gas mass flow	g/s	8,9
9	Weight	kg	160
10	Required min. cross section for circulating air - INPUT	cm <sup>2</sup>	225
11	Required min. cross section for circulating air - OUTPUT	cm <sup>2</sup>	375
12	Three-component insulated chimney - active height 4 m	Ø cm	160
13	Character of building construction with fireplace insert	warm air convection	yes
		heat storage without conv	no



Test Method: ČSN EN 1322/A2:2007, FprEN16510-1, FprEN16510-2-2

Fireplace complies with the requirements: STN EN 13229, DIN +, BlmSchV-Stufe 2, Commission Regulation (EU) č. 2015/1185 Ecodesign requirements

 KOBOK reserves the right to change dimensions and parameters described in these sheets. The current edition can be downloaded from [www.KOBOK.sk](http://www.KOBOK.sk)



Sizes		EKO R90 67 LD 670/400- S/400 (L/P)	EKO R90 67 LD 670/450- S/400 (L/P)
1	A	mm	670
2	F	mm	915
3	C	mm	415
4	DN	Ø mm	160
5	B	mm	400
6	V	mm	780
7	R	mm	400
8	AA	mm	
9	H	mm	
10	J	mm	350 + /100/
11	K	Ø mm	2 x 125
12	L	Ø mm	125
13	M	mm	
14	N	mm	50

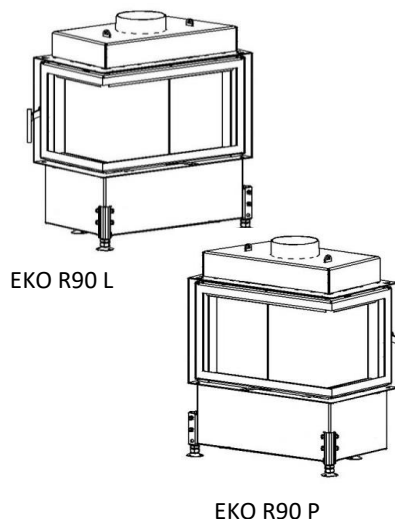
**Basic accessories:**

Thermodynamical hearth  
 Segmental chamotte lining  
 Glass classic  
 Inox door handle (RP2, RP1, RP1A)  
 Coated with ecological paint

**Optional accessories:**

Convection casing (DP)  
 Vertical heat-storing panel (AZ)  
 Heat accumulation quadrant (APO)  
 Lava basket (KL)  
 Glass Reflex (SR)  
 Glass Modern (SM)  
 Cover frame (KR)  
 Divided door (LD2)

Technical parameters			
1	Nominal heat output	kW	8
2	Pressure required	Pa	12
3	Average efficiency	%	80,9
4	Average flue gas temperature	°C	220
5	Wood consuption	kg/h	2,4
6	Consumption of combustion air	m <sup>3</sup> /h	24
7	Emission of CO to 13% O2	%	0,1
8	Flue gas mass flow	g/s	9
9	Weight	kg	165
10	Required min. cross section for circulating air - INPUT	cm <sup>2</sup>	250
11	Required min. cross section for circulating air - OUTPUT	cm <sup>2</sup>	400
12	Three-component insulated chimney - active height 4,5 m	Ø cm	160
13	Character of building construction with fireplace insert	warm air convection	yes
		heat storage without conv	yes



Test Method: ČSN EN 1322/A2:2007, FprEN16510-1, FprEN16510-2-2

Fireplace complies with the requirements: STN EN 13229, DIN +, BlmSchV-Stufe 2, Commission Regulation (EU) č. 2015/1185 Ecodesign requirements

KOBOK reserves the right to change dimensions and parameters described in these sheets. The current edition can be downloaded from www.KOBOK.sk